

ARKETIPO / INDOOR

DIVANO CLOSE TO ME

designed by Mauro Lipparini 2021



STRUTTURA: metallo

PIANO DI MOLLEGGIO: cinghie elastiche.

IMBOTTITURA STRUTTURA: poliuretano indeformabile di varie densità (T30+T2) rivestito con accoppiato 3mm.

IMBOTTITURA SEDUTA: tessuto esterno in Gabardina 30/20 bianco (100% cotone). Imbottitura miscela con 65% di piuma d'oca e 35% di piuma d'anatra. Dima interna in poliuretano espanso (PF30) e memory foam.

IMBOTTITURA SCHIENALI: tessuto esterno in Gabardina 30/20 bianco (100% cotone). Imbottitura miscela con 65% di piuma d'oca e 35% di piuma d'anatra. Dima interna in poliuretano espanso (T30N+PF21SM).

IMBOTTITURA BRACCIOLI: tessuto esterno in Gabardina 30/20 bianco (100% cotone). Imbottitura miscela con 65% di piuma d'oca e 35% di piuma d'anatra. Dima interna in poliuretano espanso (T21N) e memory foam.

ALTEZZA SEDUTA: 44 cm

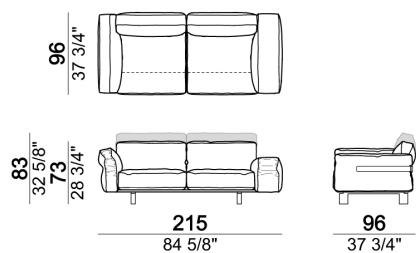
ALTEZZA BRACCIOLI: 65 cm (SLIM); 59 cm (LARGE).

CINTURA: cuoietto grigio o marrone oppure in Pelle Leonardo, cuoio Dirt o Tribe con supplemento.

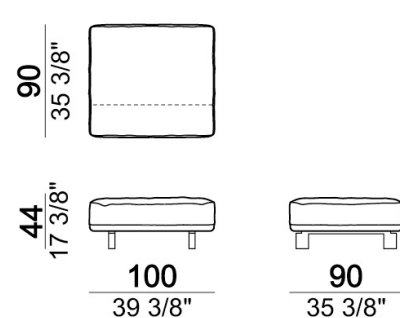
PASSANTE: metallo cromato.

PIEDI: metallo finitura black nickel; oppure verniciato marrone micaceo o oxy grey, h. 14 cm.

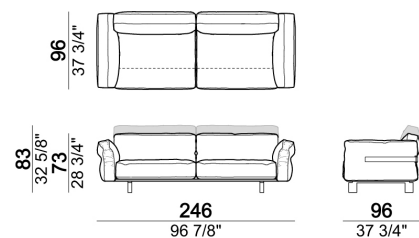
Divano COMBO, 2 sedute da 80 cm.



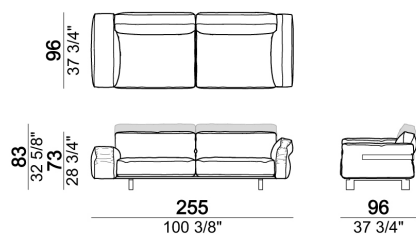
Pouf



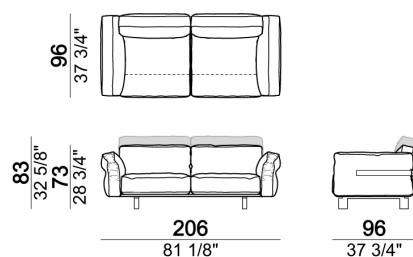
Divano SLIM



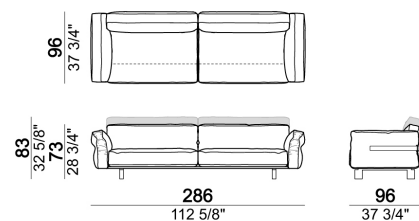
Divano COMBO, 2 sedute da 100 cm.



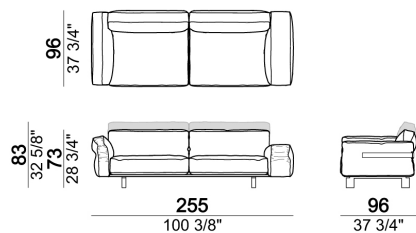
Divano SLIM



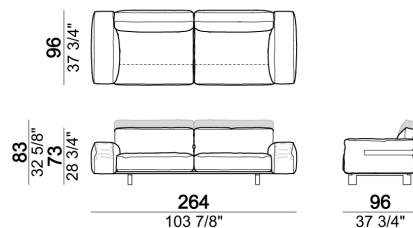
Divano SLIM



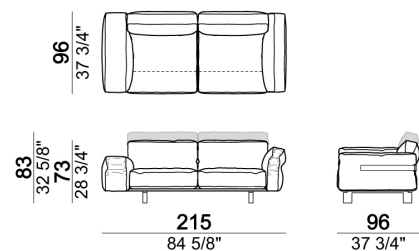
Divano COMBO, 2 sedute da 100 cm.



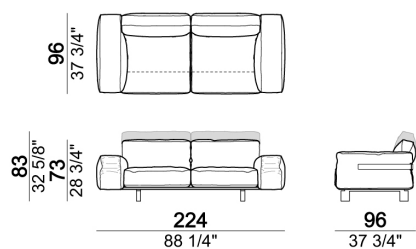
Divano LARGE



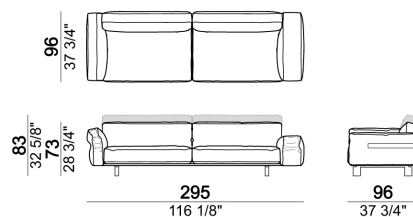
Divano COMBO, 2 sedute da 80 cm.



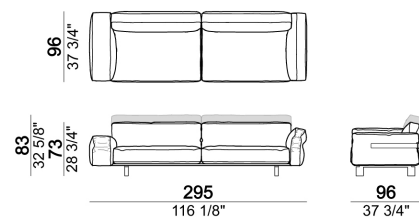
Divano LARGE



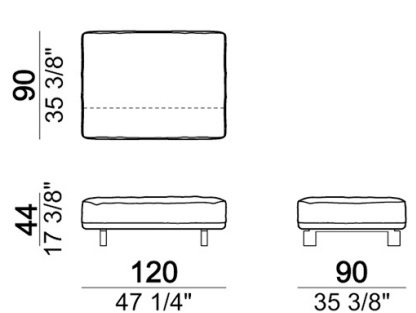
Divano COMBO, 2 sedute da 120 cm.



Divano COMBO, 2 sedute da 120 cm.



Pouf



Divano LARGE

