

ARKETIPO / INDOOR

# DIVANO SELF CONTROL

*designed by Ludovica + Roberto Palomba 2019*



**STRUTTURA:** legno.

**IMBOTTITURA FUSTO:** poliuretano espanso a quote differenziate (ELAST PF35FR+T40P+NF21/20) rivestito con tomana 230 gr. e fodera di vellutino 6 mm.

**IMBOTTITURA CUSCINI SEDUTA:** poliuretano espanso a quote differenziate (HR36/36+NA40+NA35) rivestito con tomana 230 gr. e cotone 100% accoppiato a fibra di poliestere.

**IMBOTTITURA CUSCINI SCHIENALE:** rivestimento in cotone antipiuma accoppiato a resinato; riempitura in misto piuma (70% piuma d'oca e 30% fibra di poliestere).

**IMBOTTITURA CUSCINO SCHIENALE (cod.7110461):** rivestimento in cotone antipiuma accoppiato a resinato; riempitura piuma d'oca 100%.

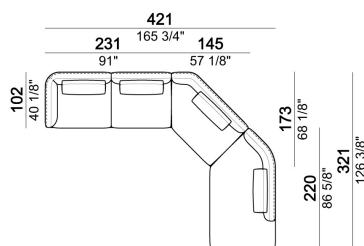
**PIANO DI MOLLEGGIO:** cinghie elastiche.

**ALTEZZA SEDUTA:** 40 cm - 45 cm con piedi h. 14 cm.

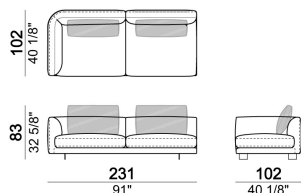
**ALTEZZA BRACCIOLO:** 65 cm.

**PIEDI:** metallo finitura black nickel o titanio; oppure verniciato marrone micaceo o oxy grey, h.9 cm. **Su richiesta al momento dell'ordine è possibile avere piedi più alti di 5 cm con supplemento.**

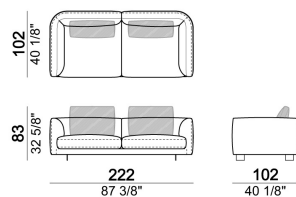
Composizione "C" (laterale sx 231 cm, centrale 145x173 cm con angolo 45° dx, terminale con pouf dx e angolo a 45°, 4 schienali 80 cm).



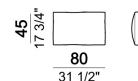
Laterale dx o sx



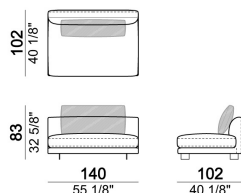
Divano



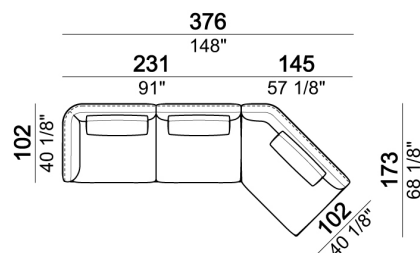
Cuscino schienale



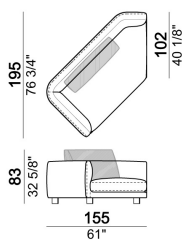
Centrale



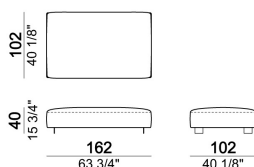
Composizione "F" (laterale sx 231 cm + centrale 145x173 con angolo 45° + 3 schienali 80 cm).



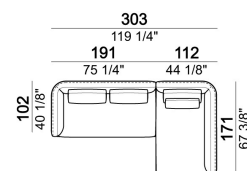
Terminale con angolo a 45° dx o sx



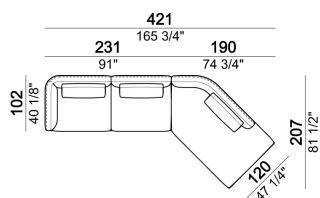
Pouf



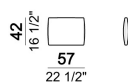
Composizione "A" (laterale sx 191 cm, panca dx 112x171 cm, 3 schienali 70 cm, 1 cuscino 57x42).



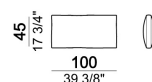
Composizione "B" (laterale sx 231 cm, terminale con pouf dx e angolo a 45°, 3 schienali 80 cm).



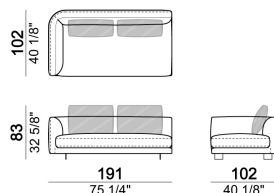
Cuscino schienale



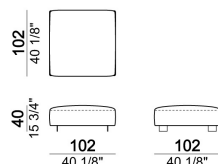
Cuscino schienale



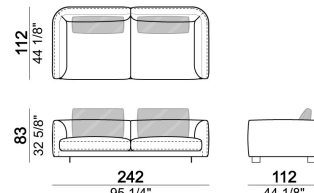
Laterale dx o sx



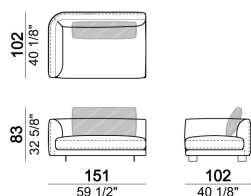
Pouf



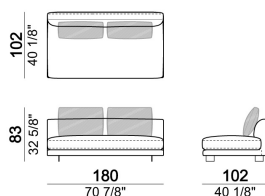
Divano



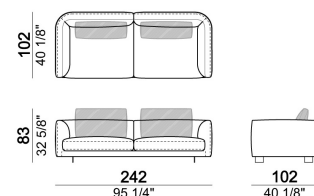
Laterale dx o sx



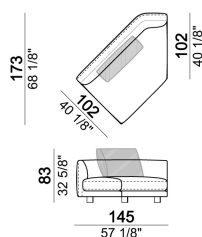
Centrale



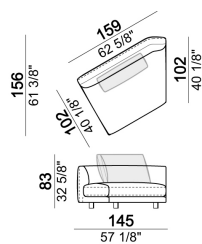
Divano



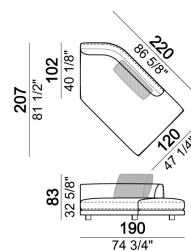
Centrale con angolo a 45° dx o sx



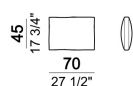
Centrale con angolo a 30° dx o sx



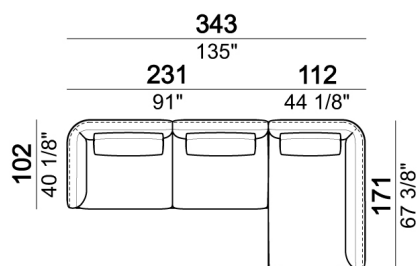
Terminale con pouf dx o sx e angolo a 45°



Cuscino schienale



Composizione "E" (laterale sx 231 cm + panca dx 112x171 cm + 2 schienali 80 cm + 1 schienale 70 cm).



Panca dx o sx

