

ARKETIPO / INDOOR

DIVANO STARMAN

designed by Ludovica + Roberto Palomba 2019



STRUTTURA: legno.

IMBOTTITURA FUSTO: poliuretano espanso a quote differenziate (D40P + OS35S).

IMBOTTITURA SEDUTA: poliuretano espanso a quote differenziate (D40P + OS37S + 35EM + Mind Foam) rivestito con tomana 230 gr.

IMBOTTITURA CUSCINI SCHIENALE: poliuretano espanso a quote differenziate (21M + D50 Mind Foam) rivestito con tomana gr.380.

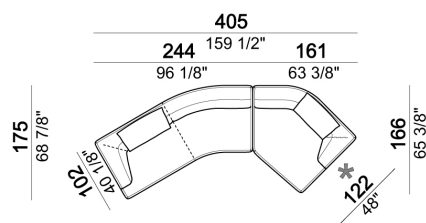
ALTEZZA SEDUTA: 42 cm - 45 cm con piedi h. 8 cm.

ALTEZZA BRACCIOLO: 65 cm.

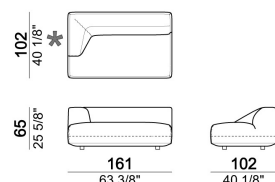
PIEDI: plastica, h.5 cm.

Su richiesta al momento dell'ordine è possibile avere i piedi alti 8 cm senza supplemento.

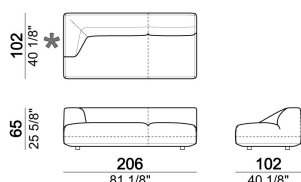
Composizione "F" (laterale sx 244x175 cm con angolo a 30°, terminale dx 161x166 cm con angolo 45° + 2 cuscini schienale).



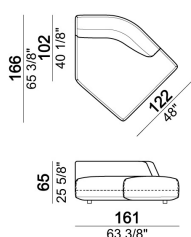
Laterale dx o sx



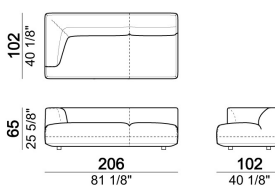
Laterale dx o sx



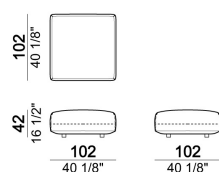
Terminale con pouf dx o sx e angolo a 45°



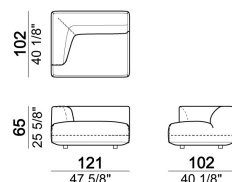
Laterale dx o sx



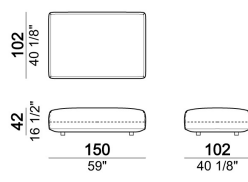
Pouf



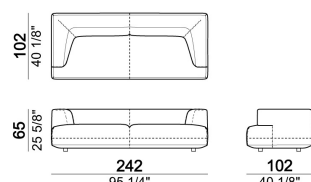
Laterale dx o sx



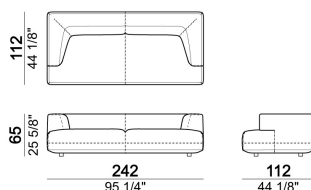
Pouf



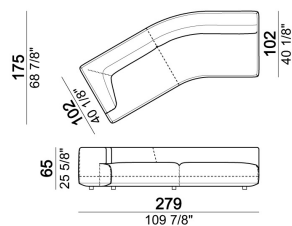
Divano



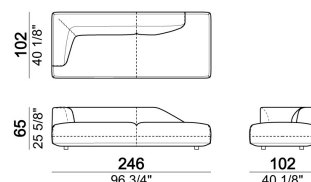
Divano - PROFONDITA' 112 CM.



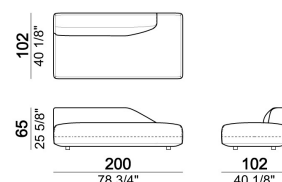
Laterale dx o sx con angolo a 30°



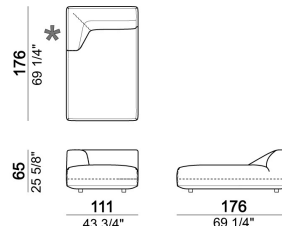
Laterale dx o sx con pouf dx o sx



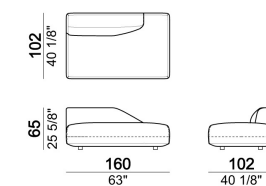
Centrale con pouf dx o sx



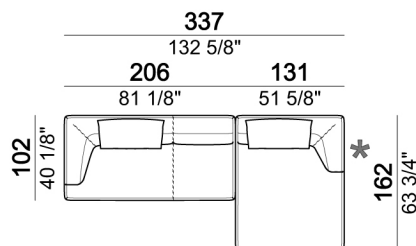
Chaise longue dx o sx



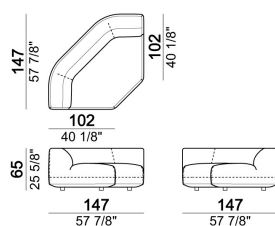
Centrale con pouf dx o sx



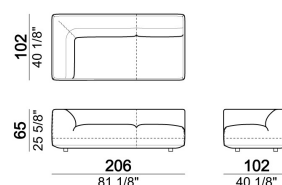
Composizione "A" (laterale sx 206 cm, chaise longue dx 131x162 cm + 2 cuscini schienale).



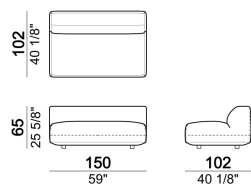
Angolo



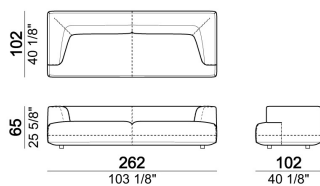
Laterale angolare dx o sx



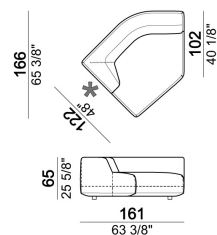
Centrale



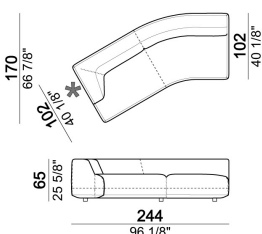
Divano



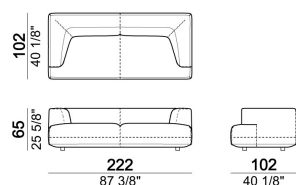
Terminale dx o sx e angolo a 45°



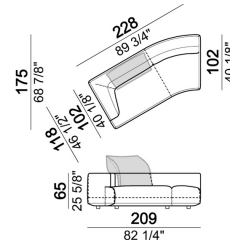
Laterale dx o sx con angolo a 30°



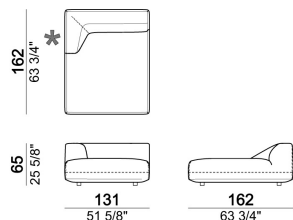
Divano



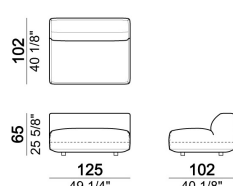
Laterale dx o sx con angolo a 30°



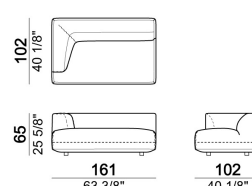
Chaise longue dx o sx



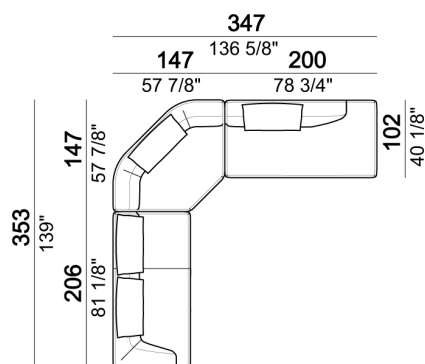
Centrale



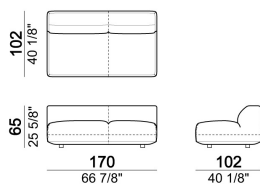
Laterale dx o sx



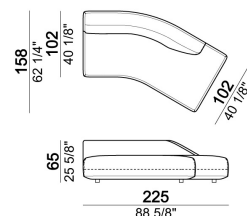
Composizione 'E' (laterale sx 206 cm + angolo 147x147 cm + centrale da 200 cm con pouf dx + cuscino schienale)



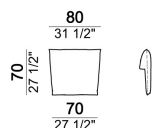
Centrale



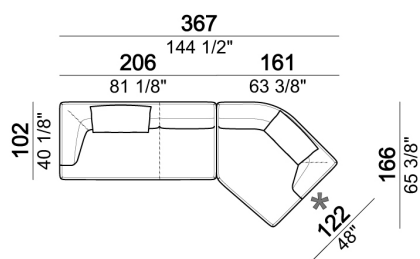
Centrale con pouf dx o sx e angolo a 30°



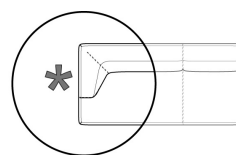
Cuscino schienale.



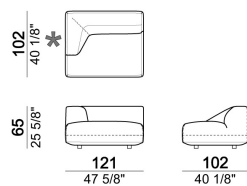
Composizione 'C' (laterale sx 206 cm, terminale dx 161x166 cm con angolo 45° + 2 cuscini schienale).



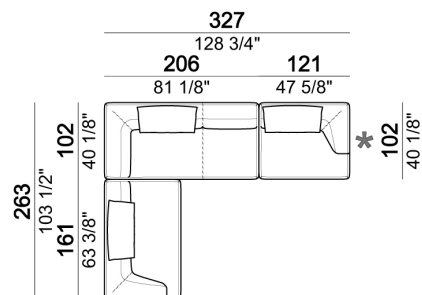
Gli elementi contrassegnati con l'asterisco hanno il bracciolo corto.



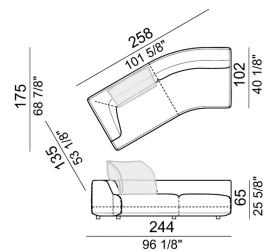
Laterale dx o sx



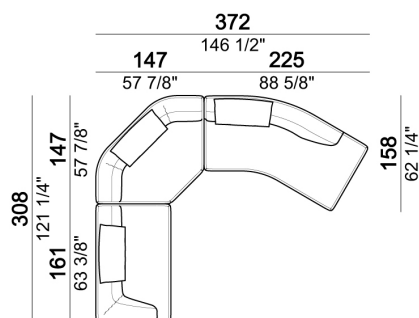
Composizione "B" (laterale sx 161 cm, laterale angolare sx 206 cm, laterale dx 121 cm + 3 cuscini schienale).



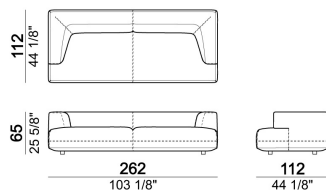
Laterale dx o sx con angolo a 30°



Composizione "D" (laterale sx 161 cm, angolo 147x147 cm, centrale 225 cm con pouf dx e angolo a 30° + 3 cuscini schienale).



Divano - PROFONDITA' 112 CM.



Laterale dx o sx con pouf dx o sx e angolo a 30°

