

DIVANO SELF CONTROL

designed by Ludovica + Roberto Palomba 2019



STRUTTURA: legno.

IMBOTTITURA FUSTO: poliuretano espanso a quote differenziate (ELAST PF35FR+T40P+NF21/20) rivestito con tomana 230 gr. e fodera di vellutino 6 mm.

IMBOTTITURA CUSCINI SEDUTA: poliuretano espanso a quote differenziate (HR36/36+NA40+NA35) rivestito con tomana 230 gr. e cotone 100% accoppiato a fibra di poliestere.

IMBOTTITURA CUSCINI SCHIENALE: rivestimento in cotone antipiuma accoppiato a resinato; riempitura in misto piuma (70% piuma d'oca e 30% fibra di poliestere).

IMBOTTITURA CUSCINO SCHIENALE (cod.7110461): rivestimento in cotone antipiuma accoppiato a resinato; riempitura piuma d'oca 100%.

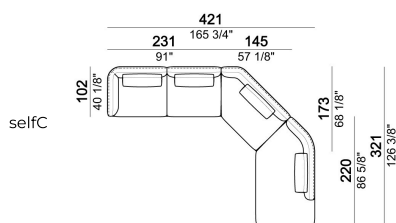
PIANO DI MOLLEGGIO: cinghie elastiche.

ALTEZZA SEDUTA: 40 cm - 45 cm con piedi h. 14 cm.

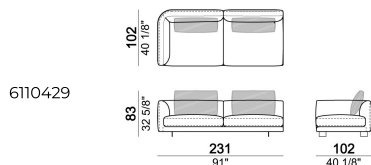
ALTEZZA BRACCIOLO: 65 cm.

PIEDI: metallo finitura black nickel o titanio; oppure verniciato marrone micaceo o oxy grey, h.9 cm. **Su richiesta al momento dell'ordine è possibile avere piedi più alti di 5 cm con supplemento.**

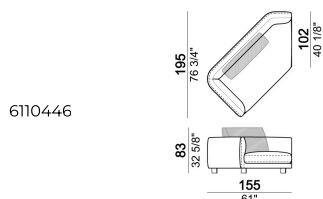
Composizione "C" (laterale sx 231 cm, centrale 145x173 cm con angolo 45° dx, terminale con pouf dx e angolo a 45°, 4 schienali 80 cm).



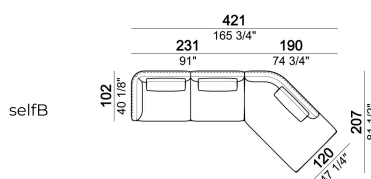
Laterale dx o sx



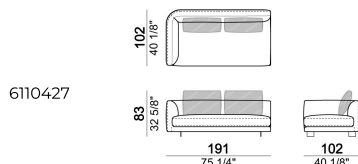
Terminale con angolo a 45° dx o sx



Composizione "B" (laterale sx 231 cm, terminale con pouf dx e angolo a 45°, 3 schienali 80 cm).

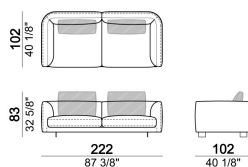


Laterale dx o sx



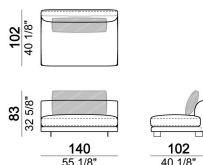
Divano

6110404



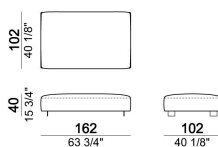
Centrale

6110420



Pouf

6110451



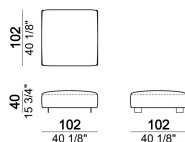
Cuscino schienale

7110461



Pouf

6110450

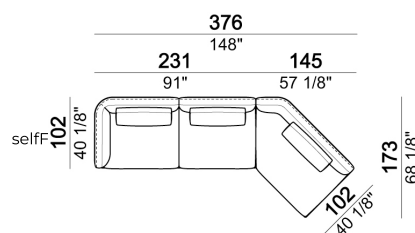


Cuscino schienale

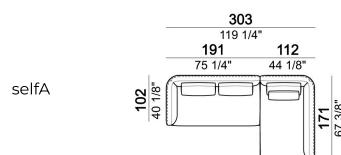
7110463



Composizione "F" (laterale sx 231 cm + centrale 145x173 con angolo 45° + 3 schienali 80 cm).

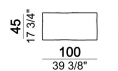


Composizione "A" (laterale sx 191 cm, panca dx 112x171 cm, 3 schienali 70 cm, 1 cuscino 57x42).



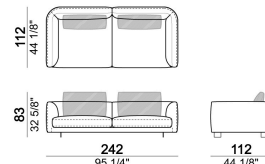
Cuscino schienale

7110464



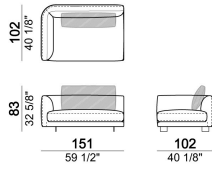
Divano

6110406



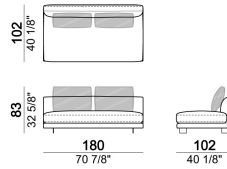
Laterale dx o sx

6110425



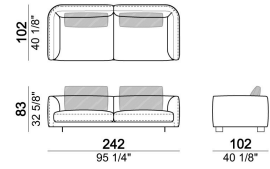
Centrale

6110421



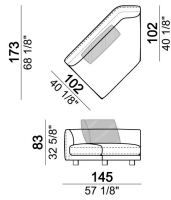
Divano

6110405



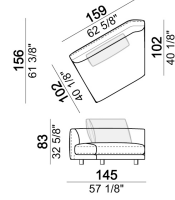
Centrale con angolo a 45° dx o sx

6110444



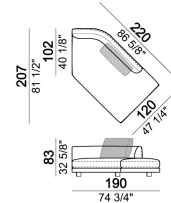
Centrale con angolo a 30° dx o sx

6110442



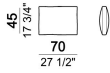
Terminale con pouf dx o sx e angolo a 45°

6110448

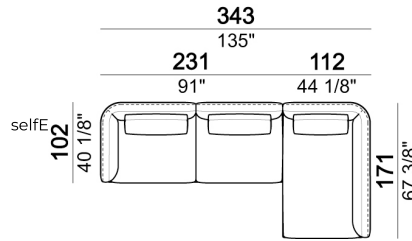


Cuscino schienale

7110462



Composizione "E" (laterale sx 231 cm + panca dx 112x171 cm + 2 schienali 80 cm + 1 schienale 70 cm).



Panca dx o sx

6110434

